Rev. No	Description	E.C.O	Date

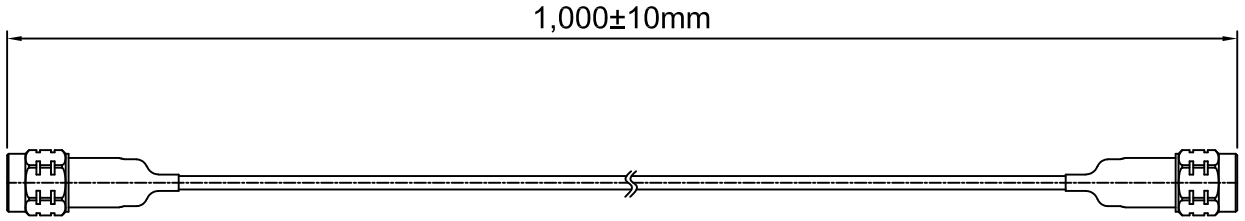

Connector P/N : V(M)_ST072_01

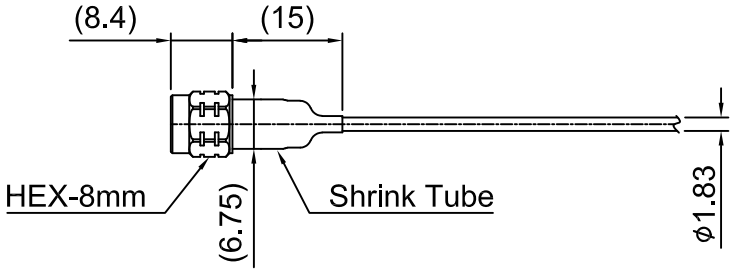

Cable P/N : SR_E702_D1

lead-free

RoHS COMPLIANT

Specifications

MIL-C-17 : Cable
MIL-PRF-39012 : Connectors
MIL-G-45204 : Gold Plating, Electrodeposited
MIL-I-23053 : Insulation Sleeving etc.
MIL-P-46179 : Plastic Molding etc.
MIL-R-46198 : Resin, Polymide etc.

Military Standards

MIL-STD-202 : Test Method
MIL-STD-810 : Test Method for Environmental
MIL-STD-1344 : Test Method for Connectors

Materials(Connector)

1. Body
   Stainless Steel (ASTM B 582), Passivated
   Brass (C3604)(ASTM B 16), Au Plated
2. Center Conductor
   BeCu (C1730)(ASTM B 16), Au Plated
3. Insulator
   PEI0113 (ASTM D 5205)
4. Coupling Nut
   Stainless Steel (ASTM B 582), Passivated

Materials(Cable)

1. Cable Center Conductor
   Solid SPC (ASTM B 298)
2. Cable Dielectric
   Ultra Low Density PTFE in accordance with the applicable paragraph of MIL C 17
3. Cable Shield
   Brass (ASTM B 16) , Tin plated (ASTM-B-545)

Cable Constriction

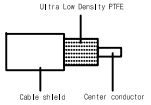

Insertion loss graph(Cable)

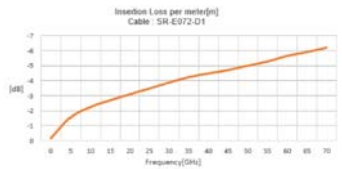

Electrical Characteristics (Cable)

1. Impedance : 50 Ohm
2. Capacitance : 78.7pF/m, 24pF/ft
3. Velocity of Propagation : Nom. 84%
4. Delay : 3.9ns/m, 1.19ns/ft
5. Insertion Loss : -6.2dB/m@70GHz
   -1.89dB/ft@70GHz
6. RF Leakage : -110dB

Mechanical Characteristics (Cable)

1. Minimum Bend Radius : 7mm
2 .Temperature Range : -40℃/ +125℃
3 .Weight Nominal : 14.5 g/m

Electrical Characteristics (Connector)

1. Impedance : 50 Ohm
2. Frequency : DC to 70GHz
3. VSWR : 1.34 : 1@70GHz Typ.
   1.44 : 1@70GHz Max.
4. Insertion Loss : -0.15dB/EA @70GHz
5. RF Leakage : -100dB

THIS DRAWING CONTAINS PROPRIETARY INFORMATION AND IS NOT TO BE USED OR REPRODUCED WITHOUT THE PERMISSION OF SensorView Co,. Ltd

SENSORVIEW

Ass'y Name	1.85mm(m) for SR_E702_D1					Ass'y No.	V(M)_ST072_01 - SR_E072_D1 - V(M)_ST072_01 - 1.0M					Size	-	Date	2020.11.13		Name	Signature
Common Tolerance	Seismic Center	○	±0.03		Group 1	Group 2	Group 3	Drawing No.	-			Material	See Note.			Approved By	JM_P	
	Cylinder	⌭	±0.03	Entry	X	X.X	X.XX	Scale	N/S	Revision No.	Rev.0	Plate	See Note.			Checked By	SM_C	
	Coaxiality	◎	±0.03	Tolerance	±0.3	±0.2	±0.1	Projection		Sheet Size	A4							
	Concentric	◎	±0.03	Angle	±3.0°	±2.0°	±1.0°	Unit	mm	Sheet	1 of 1	General External	-			Designed By	JH_L	